



TERME
FIRENZE

Fontana Palace

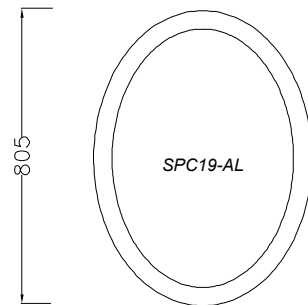
Art: 11

Schemi tecnici
Technical drawings

Legenda/Legend

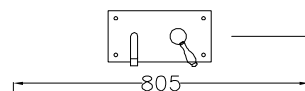
F	Attacco acqua fredda/Cold water connection
C	Attacco acqua calda/Hot water connection
S	Scarico acque chiare/Water exit

Note:



SPC19-AL

805



805

840



CNS23-AL

1080

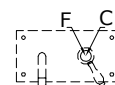
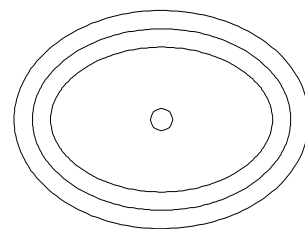


270

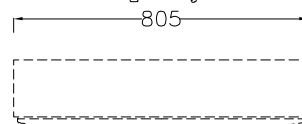


595

805



805



600

S

CNS23-AL

1080